

learning to let go

Teacher Roles and Student Motivation in EFL

Ben Shearon, Tohoku University



today



background

Curriculum Vitae

Personal Profile

I have had a varied working life and have had a wide range of experience in various roles. I adapt to the tasks required of me very quickly and find work motivating, enthusiastic and challenging. I enjoy working responsibly and to the best of my ability.

"Whether you think you can or
think you can't,
you're
right."

- Henry Ford



key factors

learner motivation

success

effectiveness

learner motivation

maslow

Self-actualization

Esteem

Love/Belonging

Safety

Physiological

morality,
creativity,
spontaneity,
problem solving,
lack of prejudice,
acceptance of facts

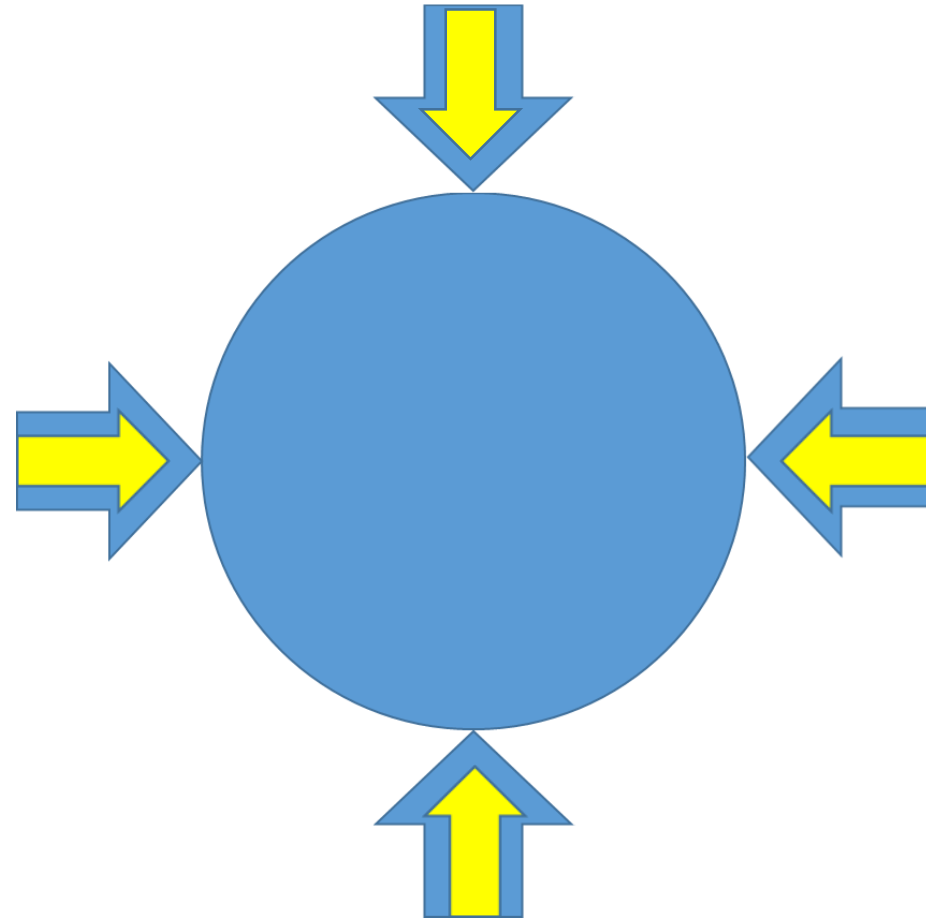
self-esteem,
confidence, achievement,
respect of others, respect by others

friendship, family, sexual intimacy


security of body, of employment, of resources,
of morality, of the family, of health, of property

breathing, food, water, sex, sleep, homeostasis, excretion

extrinsic



intrinsic






habits

motivation to habit transfer


extrinsic motivation



success



intrinsic motivation



habit

success

language learning

chinese at cambridge



purpose of language education?

cross-purposes

language proficiency



ranking/education

foundational beliefs

skill vs. **knowledge**



efficiency

Weekly Goal: Correct		Study Efficiency					V-Check Score and		Change in Words	Most Recent Study Date	Expiration Date
CR Goal	Goal Hits	Total	C 1 ▼	CR	Minut	CR/	Vocabula	TOEFL			
220	0	560	374	66.8	69	5.4	378		1	2014/07/11 22:20	2015/05/05
220	0	260	229	88.1	37	6.1	465		1	2014/07/11 22:31	2015/05/12
220	0	300	224	74.7	36	6.2	887	321	-43	2014/07/11 09:27	2015/04/07
220	0	350	222	63.4	41	5.3	274		-26	2014/07/11 22:56	2014/08/15
220	0	180	175	97.2	20	8.6	746		80	2014/07/12 07:16	2015/05/12
220	0	50	46	92.0	5	8.0	820	314	-4	2014/07/10 12:51	2015/05/11
220	0	50	40	80.0	5	7.9	1028	334	-7	2014/07/12 16:06	2014/08/05
220	0	10	8	80.0	3	2.3	668		-2	2014/07/10 20:15	2015/06/09

individualized programs

Keita

Hiroshi

Ikumi

effectiveness

independent language learners



Welcome to Fluent in 3 Months!

Fluent in 3 months: 11 language polyglot overvi...

YouTube

FLUENT IN 3 MONTHS

UNCONVENTIONAL LANGUAGE HACKING AND TRAVEL TIPS FROM BENNY THE IRISH POLYGLOT



FLUENT IN 3 MONTHS

UNCONVENTIONAL LANGUAGE HACKING AND TRAVEL TIPS FROM BENNY THE IRISH POLYGLOT

HOME ABOUT RESOURCES SITE MAP FORUM LEARNING WITH TIPS

Welcome to Fluent in 3 Months!

Current mission
Warn a worldling about... & bring TECH language up to level!

The Language Hacking League
Join over 1/4 Million monthly readers!

Join over 1/4 Million monthly readers!

and "Fluent in 3 Months" is one of the... of the... in the...



benny
lewis



You don't know a language, you live it. You don't learn a language, you get used to it.

khatzumoto



The Linguist on Language

For people who love languages, or would but were discouraged...



Czech



www.LingQ.com

I know
60063
words

Russian



www.LingQ.com

I know
86150
words

Spanish



www.LingQ.com

I know
18172
words

German



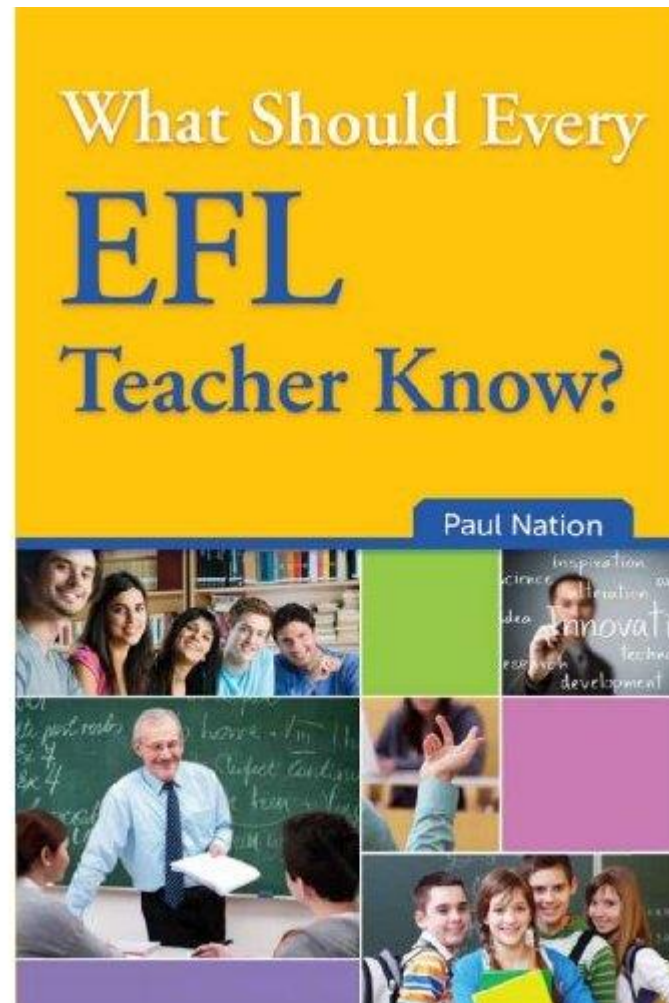
www.LingQ.com

I know
20068
words

steve
kaufmann

roles of the teacher?

nation's jobs of the efl teacher



teaching last

1. planning good courses
 2. organizing learning opportunities
 3. teaching language strategies
 4. testing progress
 5. teaching

teacher obsolescence



durable teacher attributes

experience

knowledge

expertise

resources

case studies

context

challenges

evolution

goals

one: extensive reading



two: discussion





three: online study

four: presentation

posture
eye contact
voice
gestures
smile
opening
main points
review
call to action
signpost language

odd here
(1, 3, 5...)

even camera (A104)
(2, 4, 6...)

25	15	5
23	13	3
21	11	1
19	9	☺
17	7	

Window



A female presenter with dark hair, wearing a light-colored sweater, stands behind a wooden podium.



common elements

student success

Final Grade	total word count grade	weekly word count avg. grade	book report grade	# absent	Word Count Score Total	Weekly Word Count	Book Report Points	% Book Report Points	Color Level	Total Word Count
					65	5	100			
a	A	A+	A	1	61	4.70	84	84	Green	307,582
aa	AA+	AA	AA		65	5.00	98	98	Blue	413,170
a	A	A+	AA	0.5	63	4.86	90	90	Green	328,070
a	AA-	A+	AA		60	4.64	96	96	Blue	351,336
aa	AA+	AA	AA		65	5.00	94	94	Blue	437,998
b	B-	C+	B		37	2.86	71	71	Yellow	156,052
b	B	B	B	0.5	44	3.36	70	70	Yellow	199,466
a	A	A+	AA	0.5	60	4.58	90	90	Green	303,292
a	A-	A+	A	0.5	60	4.58	89	89	Green	280,755
a	A-	A	B		58	4.48	79	79	Green	292,811
c	C	C+	C	3	34	2.59	69	69	Yellow	141,105




habit creation

Extensive Reading Class

Student Guide

2014-15 1st Semester



If you have a garden and a library, you have everything you need.
Cicero

Name _____

PDコレクション

Vol. 4

ER@TU — 多読のすすめ

The Tohoku University Extensive Reading Manual

Daniel Eichhorst & Ben Shearon 著
タニエル・アイホースト ベン・シャーロン

東北大学 高等教育開発推進センター

documentation

models

29. Example of how to introduce a fiction book フィクション本の紹介の仕方

Person A: Answering questions about the book

Person B: Asking questions and making comments

A: I'm going to introduce this book: Babe - The Sheep Pig. It's an orange level book with 7,378 words.

B: What genre is it and who is the author?

A: It is a contemporary story that is a human and animal drama. The author is Dick King-Smith.

B: Where and when does this story take place?

A: The setting of the story is in rural England where there are sheep farms. There is no specific date for the story but the pictures look like they are from the beginning of the twentieth century.

B: I visited England once and when I went to the countryside I saw some farms like that. There are beautiful green fields surrounded by stone walls. In some of the fields I saw small flocks of sheep.

A: How long were you in England?

B: For one week. I stayed in London, but one day I took a train ride out to the countryside. Who are the main characters and what is the main plot of the story?

A: There are four main characters in this story. The two main people are Farmer Hogget and his wife, Mrs. Hogget. Then, there is the sheep dog named Fly and the pig named Babe. In this story, after Farmer Hogget gets the pig Babe, Mrs. Hogget is excited because she wants to have a Christmas meal of pork. But, Babe is a very smart pig and becomes friends with the sheep dog, Fly. Fly teaches Babe how to be like a sheep dog. When Farmer Hogget sees how good Babe is at taking care of the sheep he decides to enter Babe into a contest for sheep dogs. So, he prepares him for the contest. This is a picture of Farmer Hogget and Babe.

B: What scene in the book were you most impressed by?

A: I really enjoyed the final scene of the sheep-dog contest. I could imagine how surprised everyone there was when they saw this man walking with a pig when they expected a dog.

B: What was the result of the contest?

A: I want to tell you but that would spoil the story for you. I recommend you read the book to find out the ending.

B: What character did you like or dislike?

A: I liked Farmer Hogget the most. He is a very clever person because he recognized Babe's potential to manage sheep like a sheep dog. I think that is a great ability. Of course, I liked Babe as well. There really wasn't any character I disliked.

B: Was there anything about this book that you thought was unusual or strange?

A: A major part of this story involved animals talking to each other. I wonder how much animals can communicate with each other. I don't know very much about animals.

B: I do know that pigs are very smart and very clean animals. The stereotype of a pig being a dirty animal is wrong. They are said to be the cleanest animal on a farm. There are some people who like to have a pig as a pet.

A: I didn't know that. I don't think I want a pet pig.

B: What did you think of this book?

A: This was an easy and fun book to read. I could use my imagination when I read this book. The part with the animals talking to each other almost makes it a fantasy story, so if you don't like that kind of thing you might not like this story. Otherwise, I think almost anybody can enjoy this book. There is also a movie of this story which I want to see.

B: I think I will read this book. Please tell me what you think of the movie after you see it.

A: Sure.

30. Example of how to introduce a nonfiction book ノンフィクション本の紹介の仕方

Person A: Asking questions and making comments

Person B: Answering questions about the book

A: I'm going to introduce this book: The Everest Story. The author is Tim Vicary. It is a yellow level book.

B: What genre is The Everest Story and what is its word count?

A: This is a nonfiction book about the history of Mount Everest and the people who have climbed it. The word count is 10,150.

B: What is the setting of the story? Where is Mount Everest located?

A: Mount Everest is in the Himalayan Mountains. Tibet is to the north and Nepal is to the south. It's a very hard place to get to.

B: What did you learn about Mount Everest?

A: One thing I learned that is interesting is how Mount Everest was named.

B: How was it named?

A: Mount Everest was named after a British soldier named George Everest. He worked in India measuring the heights of mountains and making maps. In 1865 his friend Andrew Waugh measured a mountain and found it was the highest mountain in the world. He named the mountain after his friend, George Everest. What's interesting is that George Everest never even saw the mountain that is named after him.

B: How high is Mount Everest?

A: It is 8,850 meters above sea level.

B: That's more than twice as high as Mount Fuji. I climbed Mount Fuji when I was in high school and it is only 3,776 meters high. The view from Mount Fuji was fantastic.

A: That's great. I want to climb Mount Fuji someday, too.

B: What did you learn about the people who climbed Mount Everest? What was the most interesting thing that you learned in the book?

A: I was surprised at how many people have tried to climb Mount Everest but failed. One of the most interesting stories is about a climber named George Mallory who was part of a climbing expedition in 1924. He was last seen through a telescope very close to the top of the mountain but then disappeared in the clouds. Nobody knows if he reached the summit or not. If he did, he would be the first person to have reached the top of Mount Everest. In 1999 his body was found but they couldn't determine if he succeeded or not. It's a great mystery. The most interesting story was that he had carried a picture of his wife with him that he promised to bury in the snow at the summit and when they found his body they didn't find that picture. Maybe someday they will find her picture buried at the summit.

B: Who was the first person to reach the top?

A: Officially, the first two people were Edmund Hillary and Tenzing Norgay. This is a picture of them at the summit in 1953. Hillary was from New Zealand and Norgay from Nepal.

B: What did you think of this book?

A: I think this is a great book. It is a story of how people challenge nature. I thought it was like an adventure story. As you can see from the pictures in the book, Mount Everest is extremely beautiful. But, it is dangerous to climb because of the high altitude and changing weather. I think it is the combination of beauty and danger that attracts some people to it. In 1980 one man even climbed Mount Everest by himself. What do you think about mountain climbing?

B: I love it. I am a member of the orienteering club at Tohoku University. In the future I hope to climb some really high mountains but I'm not sure I will ever try climbing Mount Everest.

A: I recommend that you read this book. I'm sure you will enjoy it.

B: Thank you for introducing such a good book.

A: You're welcome.



routines

devolution





the bigger picture

efl systems



the curriculum engineer



the language coach



role of
technology



what to consider

- the bigger picture
- strategies and resources
- independent learning
- individualization
- habit creation
- devolution

key factors

learner motivation

success

effectiveness

more information

sendaiben@gmail.com

sendaiben.org

@sendaiben